

Progress Report on Strengthening Web-based HEMIS Indicators

Under UGC NEHEP Extending Digitalization of Higher Education (DLI-6)

Date: 2021-3-3

Name of Campuses:	Syarpur Multiple Campus Banphikot, Rukum
Address:	Banphikot - 4, Rukum (West)
Website Address:	syarpurmultiplecampus.edu.np
HEMIS Link Address:	hemis.syarpurmultiplecampus.edu.np
Published HEMIS Report Digital Copy Link in Website	hemis.syarpurmultiplecampus.edu.np/resource/download
Indicator:	Strengthening Web-based HEMIS :

Activities: Campus HEMIS establishment with online Data Entry and Reporting as UGC suggested Format:

Has Campus established dynamic full functional website and kept link of HEMIS in Campus Website : Y (Y/N)

Has Campus established web based HEMIS software as UGC suggested Technology, Structure and Guidelines: Y (Y/N)

Has Campus HEMIS provided online Data entry, report structure and compatible software system with UGC HEMIS: Y (Y/N)

Has Campus HEMIS integrated with University HEMIS and UGC HEMIS system including with provision of online data reporting automatically: Y (Y/N)

Has Campus completed their recent academic data entry and generating executive reports through HEMIS system and campus HEMIS based online data reporting to University and UGC HEMIS: Y (Y/N)

Has Campus their HEMIS login credential (Superadmin, Normal user name, password etc): Y (Y/N)

Has Campus successfully prepared and published HEMIS report based on their HEMIS reporting module and kept in website: Y (Y/N)

Has campus taken their official Website Domain, HEMIS Sub domain and

Campus HEMIS hosted from IDMCs, Singhadarbar/University Server/Government Authorize Organization: Y (Y/N)

Necessary System and Documents Check List:	Attached (Y/N)
1. Cover Letter For Requesting Grants	Y
2. Campus Published HEMIS Report Digital Copy in Website and send to UGC email	Y
3. Campus HEMIS Demo Login Access (Username, Password) to UGC	
4. UGC attested document about Campus HEMIS integration and online successful data reporting to University and UGC HEMIS.	Y

Prepared By:

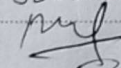
IT/EMIS Staff

Name: Anu K.C.

Position: IT Local person

Email: anukc108@gmail.com

Mobile no: 9806262538

Signature: 

Verified and Approved By:


Campus Chief

Name: Tilak Ram Pun

Position: Campus Chief

Email: tilakpun543@gmail.com

Mobile no: 9843985949

Signature: 



Tilak Ram Pun
Campus Chief

Date: 3-31-2024

To,

University Grants Commission (UGC)
Sanothimi, Bhaktapur, Nepal

Subject: Application for Extending Digitalization of Higher Education Under NEHEP

Dear Sir,

We are pleased to submit the application for **Extending Digitalization Performance Grants** as announced by the University Grants Commission on March,3, 2024. Please find attached documents listed below. Documents substantiating the statements in the submitted application are also attached herewith.

List of documents submitted

- i. Key areas of digitalization work under NEHEP.
- ii. Proposal (as per the format suggested by UGC);
- iii. Document relating to formation and management of EMIS/IT unit including details of the IT focal person appointed.
- iv. Audit Report F.Y 2079/80.

.....
Tilak Ram Pun

Sincerely yours,

Tilak Ram Pun

Campus Chief

Surpunc2069@gmail.com

9843985949



Report on Higher Education 2081/082 B.S (2024/2025 A.D.)

Syarpur Multiple Campus, Rukum(west), Nepal

HIGHER EDUCATION MANAGEMENT INFORMATION SYSTEM
(HEMIS)

Submitted to:

UNIVERSITY GRANTS COMMISSION (UGC)

Sanothimi, Bhaktapur

<https://ugcnepal.edu.np>

Prepared by:


Syarpur Multiple Campus

Banphikot-4, Rukum(West)

Contact No.: 9866837992

Email: syarpumc2069@gmail.com




तिलक राम पुन
क्याम्पस प्रमुख

FORWARD

It is an era to lead and facilitate by the Information Communication Technologies (ICT) in every sector of knowledge, information and management. The ICT Web-based Higher Education Management Information System (HEMIS) plays a pivotal role in ensuring the effective planning, administration, academic excellence, and sustainable growth of our campus. This system provides a comprehensive overview of our institution's facts (Students, Teachers and Non-teaching staff, infrastructure, and facilities) performance (Enrollment, Upgrade, Graduation etc.), challenges, and strategic initiatives over the Academic Year/Reporting Period.⁴

Aligned with the vision of University Grants Commission (UGC), this System create an opportunity to integrate and centralize the inserted data to the University and UGC as a Real Time Data to take the decision against response and resources allocation. the system provides the platforms to information dissemination to UGC for its key achievements in teaching, research, infrastructure development, and student services. It also identifies areas requiring improvement to enhance institutional effectiveness and stakeholder satisfaction.

We extend our gratitude to UGC for the support of grants to develop the HEMIS and thanks to faculty, staff, students, and administrative teams whose dedication has been instrumental in driving progress to develop HEMIS and its effective implementation. Special thanks go to IT Department and dedicated teams of Computer operators for their contributions to data collection, input, analysis and feedback to operational/ fictional test and its validity/authenticity.

As we move forward, The HEMIS will be inevitable system to manage college/ academics holistic. this web-based centralized integrated system serves as both a reflection of our accomplishments and a roadmap for future growth. As we committed to fostering innovation, inclusivity, and academic excellence in higher education it is a milestone.

4

Tilak Ram Pun

Campus Chief

Syarpu Multiple Campus

डिजिटल पुन
याप्यस प्रमुख



ACKNOWLEDGEMENT

The successful development and implementation of the Higher Education Management Information System (HEMIS) at Phulbari Multiple Campus would not have been possible without the Support of University Grants Commission(UGC) and dedication along with collaboration of numerous individuals and teams those who were involved in the development, installation, operation, test and its functionality of the system in our campus to manage the web-based Real time data information and management.

We extend our deepest gratitude to UGC/HEMIS Team for their visionary guidance and unwavering support. Special thanks to the IT Development Team of our Campus /Software Providers for their technical expertise and commitment to delivering a reliable and operational system. We also acknowledge the efforts in ensuring data integration and user adoption.

Our appreciation extends to all of you those who were restlessly involved for their valuable contributions. Finally, we thank all faculty, staff, and stakeholders whose feedback and participation were instrumental in refining HEMIS for institutional excellence.

Name Anju KC

HEMIS Project Lead

Syarpu M. Campus

सुन
प्रमुख
साम्प्रदाय



Table of Contents

List of Table	6
List of Figure	7
Section 1: Introduction	9
1. Institutional Information	9
1.1 About Reports	9
Section 2: Campus Level, Program, Facility	11
1. Academic Programs	11
Section 3: Student Enrollment.....	12
3. Student Enrollment.....	12
3.1. Student Enrollment / Registration Detail	12
3.2. Total number of students by Faculty, Level, Program and Gender	12
3.3. Total Students by Level, Program and Ethnicity	13
3.4. Total number of students by Program and Gender.....	13
3.5. Total number of students by Program, Ethnicity and Gender	14
3.6. Total number of students by Faculty and Gender.....	15
3.7. Students by Level and Gender	16
3.8. District-wise Enrollement	16
3.9. Students by Province, Ethnicity and Gender	17
Section 4: Pass Rate	18
4. Students appeared in the exam and passed rate	18
Section 5: Graduate and Dropout Information.....	19
5. Student Graduation and dropout information	19
5.1. Number of graduated students by gender.....	19
5.2. Number of graduated students by ethnicity.....	19
5.3. Dropout.....	20
5.4. Number of students drop out by faculty and level.....	20

डिप्टी प्रिन्सिपल
विद्यापीठ प्रमुख




5.5. Number of dropout students by ethnicity20

सिलकुराम पुन
न्यायमस प्रमुख



List of Table

Table 1:Level Faculty and Program	11
Table 2:Total number of Students by Faculty and Gender	13


विभागाध्यक्ष



List of Figure

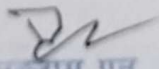
Figure 1: Student Enrollment Details..... 12

तिलकराम पुन
व्यामस प्रमुख



ABBREVIATION

UGC	University Grants Commission
HEMIS	Higher Education Management Information System


तिलकराम पुन
क्याम्पस प्रमुख



Section 1: Introduction

1. Institutional Information

Campus Name: Syarpu Multiple Campus

Affiliating University: Tribhuvan University(TU)

Address: Banphikot-04, Rukum West

Province: Karnali, **District:** Rukum (West)

Local Level: Banphikot Rural Municipality

Campus Phone/Email: syarpumc2069@gmail.com

Campus Chief Name: Prof. Tilak Pun

Campus Chief Contact No: 984-3985949,

Campus Chief Email: tilakpun543@gmail.com

Landline Phone:

Focal Person: Anju K.C.

Focal Person Email/Phone: anjukc2080@gmail.com / 9866837992

Syarpu Multiple Campus was established in 2070 B.S. and is situated at Banphikot rural Municipality-04, in Rukum (West) District, Nepal. It is affiliated with Tribhuvan University and currently offers a program in Bachelor's in Education (B.Ed), Master's in Education (M.Ed).

The campus is led by Chairperson ,with Prof. Tilak Pun serving as the Campus Chief. For more information, you can reach the campus by calling 984-3985949, via email at rukumelcampus@gmail.com, or visiting their website at <https://syarpumultiplecampus.edu.np>.

1.1 About Reports


This Report has been prepared following the successful execution of the project titled "Establishment and Implementation of Web-Based Higher Education Management Information System (HEMIS)", carried out under the directives of the University Grants Commission (UGC) for the digitalization of higher education, as outlined in the official guidelines.

The UGC aims to create a centralized, integrated, and fully web-based HEMIS system within campuses, which will then connect to the central HEMIS operated by UGC through the universities. This system is designed to collect and manage important data from affiliated campuses, helping UGC make quicker and more accurate decisions regarding the distribution of grants.

तिलक राम पुन
क्याम्पस प्रमुख



The newly implemented HEMIS Software is designed to be user-friendly, fast, dynamic, scalable, and highly secure, using the latest technology standards recommended by UGC. It allows campuses to digitally store important data — such as student enrollment, academic progress, teaching and non-teaching staff details, graduation rates by gender, faculty, level, and more — organized by academic year. By using this system, institutions can easily maintain digital records and make better, data-driven decisions for future planning and development.


तिलकराम पुन
क्याम्पस प्रमुख



Section 2: Campus Level, Program, Facility

1. Academic Programs

Syarpu Multiple Campus currently offers academic programs that align with the interests and career aspirations of students, with the Bachelor in Education (B.Ed) and Master in Education (M.Ed) program in operation. This program is structured to provide both strong theoretical foundations and practical skills in the field of business.

The figure below highlights the levels, faculties, and programs available at the campus. At present, the campus operates under the Faculty of Education, offering the Bachelor's in Education and Master's in Education program. The system is also designed to accommodate the addition of new faculties and programs in the future.

Table 1: Level Faculty and Program

S.No.	Program Name	Level	Faculty
1.	Bachelor in Education	Bachelor	Education
2.	Master in Education	Master	Education

तिलकराम पुन
न्यायप्रमुख



Section 3: Student Enrollment

3. Student Enrollment

In Syarpu Multiple Campus, there are total of 304 students are enrolled, including 195 females and 109 males. The details reports of the student enrollments has been showing in the subtopics of the reports.

3.1. Student Enrollment / Registration Detail

The Student Enrollment/Registration Detail Report by Fiscal Year/Batch includes information such as Full Name, Roll Number, District, Local Level, Ethnicity, Gender, Age, Batch Year, Faculty, Level, Program, and many other details, which are presented across various reports.

Detailed information for each student is recorded during the enrollment process. An example of some key data captured by the system is presented below.

S.No.	Full Name	Gender	DOB(BS)	Ethnicity	Batch Year	Semester/Year	Roll No	Un Reg. No.	Phone No	Level	Faculty	Program
1	PUSPA MALLA	Female	2054/09/27	Chhetri	2081	First year			9767876212	Bachelor	Education	BEd.
2	KAMALA PUN	Female	2058/04/22	Janjali	2080	Second year		9-2-1027-3-2023	977	Bachelor	Education	BEd.
3	DILARAM DAHAL	Male	2058/11/26	Brahman	2081	First year			9847706660	Bachelor	Education	BEd.
4	JEEWAN KUMAR BOHARA	Male	2054/01/01	Chhetri	2081	First year			9860133474	Bachelor	Education	BEd.
5	DAMMAR PARIYAR	Male	2059/10/20	Dalit	2080	Second year		9-2-1027-2-2023	9829603520	Bachelor	Education	BEd.
6	SABITA KC	Female	2062/03/14	Chhetri	2080	Second year		9-2-1027-8-2023	977	Bachelor	Education	BEd.

Figure 1: Student Enrollment Details

The HEMIS system provides a platform for entering data related to the actual enrollment of students at the campus. The Figure above presents key details of enrolled students, Full Name, Gender, Ethnicity, Date of Birth, Batch Year, Semester/Year, Roll Number, University Registration Number, Phone Number, Level, Faculty, Program, and more.

Various student enrollment data are organized and presented through different types of reports, following the formats suggested in the reporting guidelines.

3.2. Total number of students by Faculty, Level, Program and Gender

Syarpu Multiple Campus currently serves a total of 304 students, with a notable majority of female students, reflecting the campus's commitment to inclusive higher education. Operating under the Faculty of Education, the campus offers the Bachelor in Education (B.Ed) program, with 183 female and 100 male students and in Master in Education (M.Ed) program with 10 female and 8 male enrolled. The program is designed to provide both foundational knowledge and practical skills in business and management practices.

तिलकदास पुन
क्याम्पस प्रमुख



Table 2: Total number of Students by Faculty and Gender

S.No.	Program Name	Level	Faculty	Gender			
				Male	Female	Other	Total
1.	Bachelor in Education	Bachelor	Education	101	185	0	286
2.	Master in Education	Master	Education	8	10	0	18
Grand Total				109	195	0	304

3.3. Total Students by Level, Program and Ethnicity

In terms of ethnicity, Chhetri represent the largest group with 182 students, followed by Janajati (60), Dalit (37), Brahman (25), Tharu (1), Madhesi (2), and Muslim (0).

Table 3: Total number of students by Faculty and Ethnicity

S.No.	Program Name	Level	Faculty	Ethnicity								Total
				Brahman	Dalit	Muslim	Tharu	Janajati	Others	Madhesi	Chhetri	
1	Bachelor in Education	Bachelor	Education	50	25	0	0	48	0	1	162	286
2	Master in Education	Master	Education	1	2	0	0	4	0	0	11	18
Grand Total				51	27	0	0	52	0	0	173	304

3.4. Total number of students by Program and Gender

The bar graph compares student enrollment in the MEd and B.Ed programs by gender. In the MEd program, there are 18 students in total, with 8 male and 10 female students, showing a balanced gender distribution. The B.Ed program has a significantly higher enrollment of 286 students, with 101 male and 185 female students, highlighting a strong female representation.

तिलकराम पुन
न्यायस प्रमुख



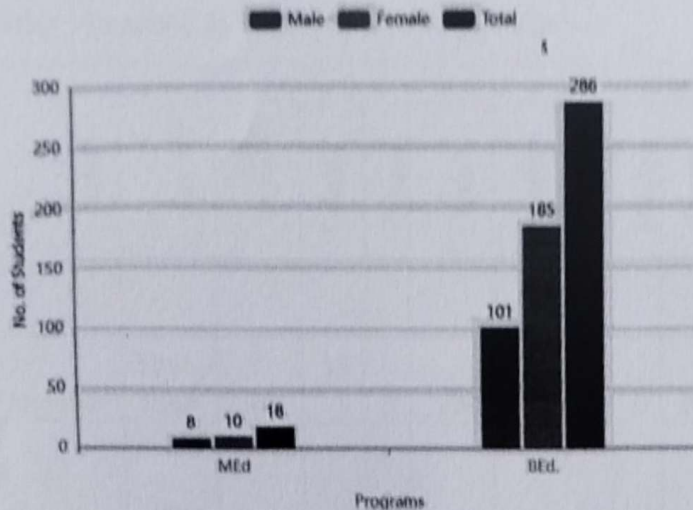


Figure 2: Total number of students by program and gender

The above bar graph presents the male, female, and total students enrolled in B.Ed academic programs where, there are 101 male students and 185 female students altogether 286 students while , there are 8 male students and 10 female students altogether 18 students.

3.5. Total number of students by Program, Ethnicity and Gender

Syarpur Multiple Campus has a total of 307 students enrolled in the BBS program, comprising 106 males and 201 females, with no students identifying as other genders.

The student body at Syarpur Multiple Campus reflects a diverse ethnic composition. The largest group is Chhetri (182), followed by Janajati (60), Dalit (37), and Brahman (25). Smaller representations include Tharu (10) and Madhesi (2). Notably, there are no students categorized under Muslim and Others in the current enrollment.

तिलकराम पुन
क्याम्पस प्रमुख



Table 4: Total number of students by Program, Ethnicity and gender

S. N o .	Program Name	Level	Faculty	Ethnicity												
				Male	Female	Others	Total	Brahman	Dalit	Muslim	Tharu	Janajati	Others	Madhesi	Chhetri	Total
1	Bachelor in Education	Bachelor	Education	101	185	0	286	50	25	0	0	48	0	1	162	286
2	Master in Education	Master	Education	8	10	0	18	1	2	0	0	4	0	0	11	18
		Grand total		109	195	0	304	51	27	0	0	52	0	1	173	304

3.6. Total number of students by Faculty and Gender

The campus currently operates under the Management faculty. The bar chart below illustrates the number of students enrolled in this faculty, categorized by gender (male and female), along with the total student count. Currently, there are 195 female and 109 male students enrolled in the BBS program under the Management faculty.

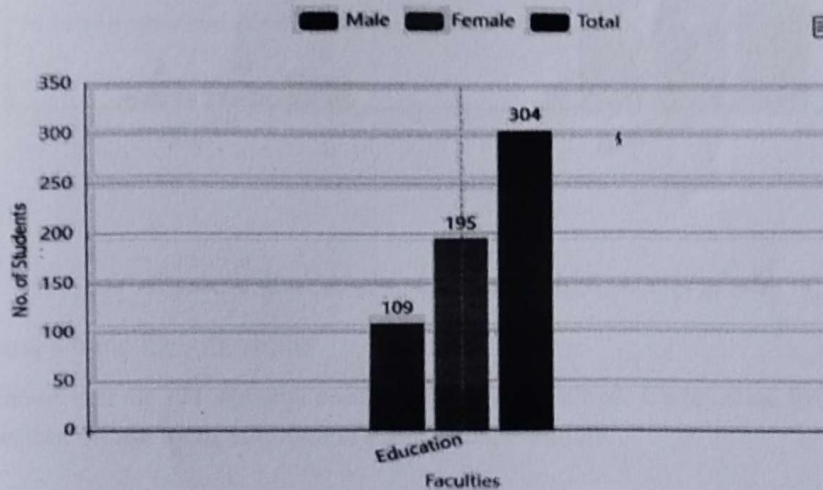


Figure 3: Total number of students by faculty

तिलकरोम पुन
क्याम्पस प्रमुख



As of the graph, there are 109 male students and 195 female students, totaling 304 students in the Education Faculty.

3.7. Students by Level and Gender

Syarpur Multiple Campus currently offers a Bachelor's and Master's level program and exclusively under the Education faculty. At Bachelor's level, there are 101 male and 185 female students, totaling 286 students and At Master's level there are 8 male and 18 female students, totaling 26 students. The number of female students significantly exceeds that of male students.

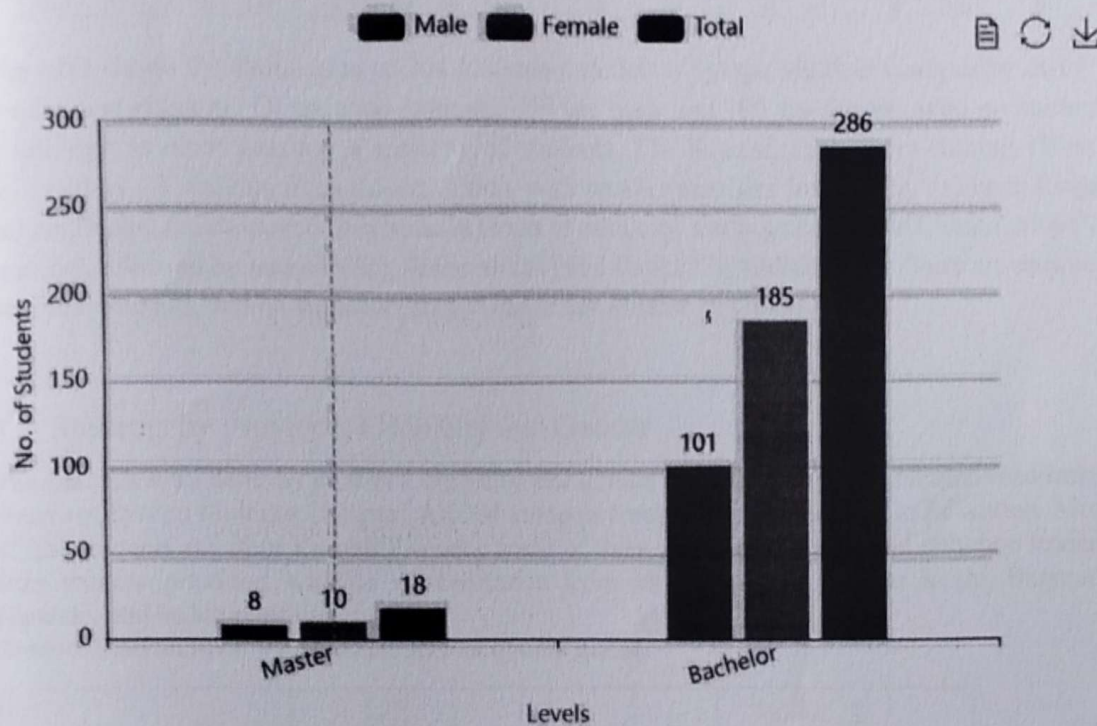


Figure 4: Total number of students by level and gender

3.8. District-wise Enrollement

Table 5 shows that all 304 students enrolled at Syarpur Multiple Campus are from the Rukum (West) district. Of the total, 109 are male and 195 are female.

तिलकराम पुन
क्याम्पस प्रमुख



Table 5: Total number of students by Districts, Ethnicity and gender

Students By District															
S.No.	District	Gender				Total	Ethnicity	Ethnicity							
		Male	Female	Other	Gender			Chhetri	Janajati	Brahman	Madhesi	Dalit	Muslim	Other	Others
1	Banka	1	3	0	4	4	4	4	0	0	0	0	0	0	0
2	Dailekh	0	1	0	1	1	1	1	0	0	0	0	0	0	0
3	Dang	0	1	0	1	1	1	1	0	0	0	0	0	0	0
4	Darchula	0	1	0	1	1	1	1	0	0	0	0	0	0	0
5	Jajarkot	1	0	0	1	1	1	1	0	0	0	0	0	0	0
6	Jajarkot	1	1	0	2	2	2	2	0	0	0	0	0	0	0
7	Rolpa	1	0	0	1	1	1	1	0	0	0	0	0	0	0
8	Rukum	1	0	0	1	1	1	1	0	0	0	0	0	0	0
9	Rukum (East)	1	0	0	1	1	1	1	0	0	0	0	0	0	0
10	Rukum (West)	10	176	0	186	186	186	186	0	0	0	0	0	0	0
11	Salyan	0	1	0	1	1	1	1	0	0	0	0	0	0	0
12	Total	109	195	0	304	304	304	304	0	0	0	0	0	0	0

The table shows the distribution of 304 students enrolled at Syarpu Multiple Campus by district, gender, and ethnicity. Of the total students, 109 are male and 195 are female, with no students identifying as other genders. A majority of students, 276 in total, come from Rukum (West), followed by 12 students from Rukum (East), with smaller numbers from Dang, Jajarkot, Rolpa, Salyan, Banke, dailekha, and Darchula. In terms of ethnicity, the largest group is Chhetri with 173 students, followed by Janajati (52), Brahman (51) and Dalit (27). Additionally, There are only one Madhesi students, and no students categorized under Muslim or Others.

3.9. Students by Province, Ethnicity and Gender

The analysis of students by province, ethnicity, and gender shows a highly concentrated enrollment pattern at Syarpu Multiple Campus. All 304 students comprise in the Bachelor in Education. Most of the students are from Karnali Province some of them are from Lumbini and only one student from madesh province, with no representation from other provinces such as Koshi, Bagmati, Gandaki, and sudurpaschim.

Table 6: Total students by province, Ethnicity and gender

S.No.	Faculty	Koshi	Madhesh	Bagmati	Gandaki	Lumbini	Karnali	Sudurpaschim	Total
1	Bachelor in Business Studies	0	1	0	0	17	267	1	286
2	Master's in education	0	0	0	0	1	17	0	18
	Grand Total	0	1	0	0	18	284	1	304

तिसकराम पुन
क्याम्पस प्रमुख



Section 4: Pass Rate

4. Students appeared in the exam and passed rate

The table shows the exam results for the Bachelor in Education program and the master's program has only recently started. So, the students of Master's have now reached the fourth semester. Out of 80 students who appeared for the exam, only 11 students passed. Among the male students, 31 appeared and 4 passed, while among the female students, 49 appeared and 7 passed. No students identifying as other genders appeared for the exam. Note: many students have also passed out from the Bachelor of Education program, but since they did not take their character certificates, only the data of those who took them has been included.

Table 7: Students pass rate by program

Sl. No.	Program	Total Appeared students in Exam				Total passed Students				Pass Percent (%)			
		Male	Female	Other	Total	Male	Female	Other	Total	Male	Female	Other	Total
1	Bachelor in Education	31	49	0	80	4	7	0	11	12.90	14.29	0.00	13.75
2	Master in Education	0	0	0	0	0	0	0	0	0.00	0.00	0.00	0.00
Grand Total		31	49	0	80	4	7	0	11	12.90	14.29	0.00	13.75

तिलकराम पुन
क्याम्पस प्रमुख
क्याम्पस प्रमुख



Section 5: Graduate and Dropout Information

5. Student Graduation and dropout information

The report provides detailed information on the graduates from the campus during a specific fiscal year, including the total number of students who graduated. It also includes a breakdown of the graduates by gender and ethnicity. The data is presented in tabular form, and the number of graduates by gender and ethnicity is sourced from the Higher Education Management Information System (HEMIS). Note: many students have also passed out from the Bachelor of Education program, but since they did not take their character certificates, only the data of those who took them has been included.

5.1. Number of graduated students by gender

The Bachelor in Education program has a total enrollment of 6 students, comprising 5 male students and 1 female students. There are currently no students identifying as other genders in the program.

Table 8: Number of graduated students by gender

S No	Program	Gender			
		Male	Female	Other	Total
1	Bachelor in Education	5	1	0	6
	Grand Total	5	1	0	6

5.2. Number of graduated students by ethnicity

The table show cases the ethnic diversity among students enrolled in the Bachelor in Education program. Out of a total of 6 students, the largest group is Chhetri, with 3 students, followed by Janajati with 2 students. There is 1 student from the Brahman ethnic group community. No students represent Dalit, Muslim, Madhesi, or Tharu groups in the program.

Table 9: Total number of graduated students by Ethnicity

S No	Program	Ethnicity						
		Chhetri	Brahman	Janajati	Muslim	Madhesi	Dalit	Tharu
1	Bachelor in Education	3	1	2	0	0	0	0
	Grand Total	3	1	2	0	0	0	0

तिलकराम पुन
क्याम्पस प्रमुख



5.3. Dropout

This section presents a summary of student dropouts by gender and ethnicity for a specific fiscal year within a particular program. Dropout students are those who discontinued their studies by leaving the campus and did not appear for their exams during the specified year.

5.4. Number of students drop out by faculty and level

The table summarizes the dropout students in the Bachelor in Education program, categorized by gender. During the observed period, a total of 9 students dropped out of the program, among them, 5 were male and 4 were female. There were no dropouts among male students or those of other genders. This data highlights a gender-specific trend in student dropouts within the program during the specified timeframe.

Table 10: Number of dropout students in different program by gender

S.No.	Program	Gender			Total
		Male	Female	Other	
1	Bachelor in Education	5	4	0	9
	Grand Total	5	4	0	9

5.5. Number of dropout students by ethnicity

The table highlights the number of dropout students by ethnicity in the Bachelor in Education program. Out of a total of 9 dropout students, 4 are from the Chhetri community, 3 are from the Brahman community and 2 from the Dalit community. No students from Janajati, Muslim, Madhesi, or Tharu ethnic groups are reported as dropouts. This data reflects a concentration of dropouts among students belonging to Chhetri and Brahman backgrounds. Let me know if you need further analysis or insights!

Table 11: Number of dropout students in different program by ethnicity

S.No.	Program	Ethnicity							Total
		Chhetri	Brahman	Janajati	Muslim	Madhesi	Dalit	Tharu	
1	Bachelor in Education	4	3	0	0	0	2	0	9
	Grand Total	4	3	0	0	0	2	0	9

तिलकराम पुन
क्याम्पस प्रमुख

