

त्रिभुवन विश्वविद्यालयबाट सम्बन्धनप्राप्त



# स्यार्प बहुमुखी क्याम्पस

बाँफीकोट, रुकुम (पश्चिम)

स्था: २०१३ (२०१३)

प.स.: ०८२/०८३

चलानी नं. ७०



मिति : २०८३/०१/२० गते

श्रीमान् अध्यक्ष ज्यू,

विश्वविद्यालय अनुदान आयोग,

सानोठिमी, भक्तपुर ।

विषय- Digitalization Performance based funding अनुदान सम्बन्धमा ।

प्रस्तुत विषयमा तहाँ विश्वविद्यालय अनुदान आयोग सानोठिमी, भक्तपुरबाट मिति २०८२/१२/३० गते प्रकाशित सूचना अनुसार NEHEP अर्न्तगत Extended Digitalization of Higher Education DLI-6 मा Digitalization Performance based funding अनुदान रकम यस क्याम्पसलाई उपलब्ध गराईदिनुहुन यो निवेदनका साथ पेश गर्नुपर्ने कागजहरु र Campus HEMIS Establishment with Online Data Entry and Reporting as UGC suggested Format प्रगति विवरण संलग्न राखी पठाईएको व्यहोरा अनुरोध छ ।

तिलक राम पुन

क्याम्पस प्रमुख

**तिलक राम पुन**  
**क्याम्पस प्रमुख**

Email: syarpumc2069@gmail.com

प्रशासन : 9843985949, लेखा : 9866837992

HIGHER EDUCATION MANAGEMENT INFORMATION  
SYSTEM (HEMIS)

Report of Syarpu Multiple Campus,  
Banphikot-4, Rukum (West Part)  
2082/083 B.S (2025/026 A.D.)



**Submitted to**

University Grants Commission  
Sanothimi, Bhaktapur

---

Prepared by

---

Syarpu Multiple Campus

---

Banphikot Municipality-4,

---

Rukum (West Part) Districts

---

Contact No.: 9779843985949,9840645747

---

Email: syarpumc2069@gmail.com

---

---

---

---

---

---

---

---

---

---

## Foreword

It is an era to lead and facilitate by the Information Communication Technologies (ICT) in every sector of knowledge, information and management. The ICT Web-based Higher Education Management Information System (HEMIS) plays a pivotal role in ensuring the effective planning, administration, academic excellence, and sustainable growth of our campus. This system provides a comprehensive overview of our institution's facts (Students, Teachers and Non-teaching staff, infrastructure, and facilities) performance (Enrollment, Upgrade, Graduation etc.), challenges, and strategic initiatives over the Academic Year/Reporting Period.

Aligned with the vision of University Grants Commission (UGC), this System create an opportunity to integrate and centralize the inserted data to the University and UGC as a Real Time Data to take the decision against response and resources allocation. the system provides the platforms to information dissemination to UGC for its key achievements in teaching, research, infrastructure development, and student services. It also identifies areas requiring improvement to enhance institutional effectiveness and stakeholder satisfaction.

We extend our gratitude to UGC for the support of grants to develop the HEMIS and thanks to faculty, staff, students, and administrative teams whose dedication has been instrumental in driving progress to develop HEMIS and its effective implementation. Special thanks go to IT Department and dedicated teams of Computer operators for their contributions to data collection, input, analysis and feedback to operational/ fictional test and its validity/authenticity.

As we move forward, The HEMIS will be inevitable system to manage college/ academics holistic. this web-based centralized integrated system serves as both a reflection of our accomplishments and a roadmap for future growth. As we committed to fostering innovation, inclusivity, and academic excellence in higher education it is a milestone.

**Tilak Pun**  
Campus Chief  
Syarpu Multiple Campus

**Tilak Ram Pun**  
Campus Chief



## Acknowledgements

The successful development and implementation of the **Higher Education Management Information System (HEMIS)** at Syarpu Multiple Campus would not have been possible without the Support of University Grants Commission(UGC) and dedication along with collaboration of numerous individuals and teams those who were involved in the development, installation, operation, test and its functionality of the system in our campus to manage the web-based Real time data information and management.

We extend our deepest gratitude to **UGC/HEMIS Team** for their visionary guidance and unwavering support. Special thanks to the **IT Development Team of our Campus /Software Providers** for their technical expertise and commitment to delivering a reliable and operational system. We also acknowledge the efforts in ensuring data integration and user adoption.

Our appreciation extends to **all of you those who were restlessly involved** for their valuable contributions. Finally, we thank all faculty, staff, and stakeholders whose feedback and participation were instrumental in refining HEMIS for institutional excellence.

**Nabaraj Khanal**  
**HEMIS Project Lead**

Syarpu Multiple Campus



**Tilak Ram Pun**  
**Campus Chief**

# Contents

List of Table .....	3
List of Figure .....	4
Section 1: Introduction .....	6
1.1. Institutional Information .....	7
1.2. About Reports .....	7
Section 2: Campus level, Program, Faculty .....	8
2.1. Academic Programs .....	9
Section 3: Student Enrolment .....	10
3.1. Student Enrolment .....	11
3.1.1. Student Enrollment/Registration Detail .....	11
3.1.2. Students by Faculty and gender .....	11
3.1.3. Students by Faculty and ethnicity .....	12
3.1.4. Program-Wise Enrollment .....	12
3.1.5. Students by Program, ethnicity, and gender .....	13
3.1.6. Faculty-wise Enrollment .....	13
3.1.7. Students by level and Gender .....	14
3.1.8. District-wise Enrollment .....	14
3.1.9. Students by Province, ethnicity, and gender .....	15
Section 4: Pass Rate .....	16
4.1. Student Appeared in exam and Pass Rate .....	17
Section 5: Graduate Information .....	18
5.1. Student Graduated Information .....	19
5.1.1. Number of Graduated Students by Gender .....	19
5.1.2. Number of Graduated Students by Ethnicity .....	19
5.2. Drop out .....	19
5.2.1. Number of Drop-out Students by Faculty and Level .....	19
5.2.2. Number of Drop-out Students by Ethnicity .....	20
Section 6: Gender Parity Index (GPI) .....	21
6.1. Gender Parity Index .....	22
6.2. Overall GPI in Enrollment Record .....	22
Section 7: Public Financing .....	24
7.1. Income and Expenses .....	25
Section 8: Teachers and Staff .....	26
8.1. Teaching and Non-Teaching Staff .....	27



*Tilak Ram Pun*  
**Tilak Ram Pun**  
Campus Chief

8.1.1. Teaching Staff .....	27
8.1.2. Non-teaching Staff .....	29
Section-9: Student-Teacher Ratios .....	32
9.1. About Student-Teacher Ratios .....	33
9.1.1. Student-Teacher Ratios in the Campus .....	33
Section-10: Recent Trends (Enrollment, Graduates, Pass Rates and Financing) .....	34
10.1. Student Enrollment Trends .....	35
10.2. Student Graduates Trends .....	35
Section 11: Annex Summary .....	36
11.1. Enrollment by Level, Faculty, Program, Gender and caste ethnicity .....	37
11.2. Students Enrollment by Region (Mountain, Hill and Terai) .....	37



*Tilak Ram Pun*  
**Tilak Ram Pun**  
**Campus Chief**

## List of Table

Table 1: Level, Faculty and Programs .....	9
Table 2: Total no of students by Faculty and gender.....	12
Table 3: Total no of students by Faculty and ethnicity .....	12
Table 4: Total no of students by Program, ethnicity, and gender .....	13
Table 5: Total no of students by District, ethnicity, and gender .....	14
Table 6: Total no of students by Province .....	15
Table 7: Students pass rate by program.....	17
Table 8: No. of graduated students by Gender .....	19
Table 9: Total no of graduated Students by Faculty, program, gender and Caste Ethnicity.....	19
Table 10: Total no of Teachers by ethnicity and gender.....	27
Table 11: Total no of Teachers and Staff by position, Job Type and gender .....	28
Table 12: Teaching staff according to their qualification.....	28
Table 13: Teachers by their teaching faculty in the collage .....	28
Table 14: Teachers according to their position.....	29
Table 15: Teachers by Departments .....	29
Table 16: Non-teaching staffs according to their position .....	29
Table 17: Non-teaching staffs by Section .....	30
Table 18: Total no. of Non-teaching Staff by ethnicity and gender .....	30
Table 19: Total no. of Non-teaching Staff by position, Job Type and gender .....	31
Table 20: Student-Teacher Ratios in the Campus .....	33
Table 21: Students Enrollment by Region (Mountain, Hill and Terai) .....	37



*Tilak Ram Pun*  
**Tilak Ram Pun**  
 Campus Chief

## List of Figure

Figure 1: Students enrollment details.....	11
Figure 2: Total no of students by Program and Gender .....	12
Figure 3: Total No. of students by faculti-wise enrollment.....	13
Figure 4: Total no of students by level and Gender .....	Error! Bookmark not defined.
Figure 5: Student Enrollment Trends since 2077/078- 2081/082.....	Error! Bookmark not defined.
Figure 6: Graduation trends .....	35



*Tilak Ram Pun*  
Tilak Ram Pun  
Campus Chief

## Abbreviation

CDN	Content Delivery Network
DERs	Digital Educational Resources
DNF	Digital Nepal Framework
DaaS	Device as a Service
EMIS	Educational Management Information System
GON	Government of Nepal
HEIs	Higher Educational Institutions
HEMIS	Higher Education Management Information System
ICT	Information and Communication Technology
IoT	Internet of Things
M&E	Monitoring and Evaluation
MOEST	Ministry of Education, Science and Technology
MOHP	Ministry of Health and Population
MP	Master Plan
NEHEP	Nurturing Excellence in Higher Education Program
NHEP	National Higher Education Program
OER	Open Education Resources
RA	Result Areas
SDGs	Sustainable Development Goals
SOPG	Standards, Operational Policies and Guidelines
SaaS	Software as a Service
TU	Tribhuvan University
UGC	University Grants Commission
VLE	Virtual Learning Environment
VR	Virtual Reality



*Tilak Ram Pun*  
Tilak Ram Pun  
Campus Chief

## Section 1: Introduction



*Tilak Ram Pun*  
Tilak Ram Pun  
Campus Chief



Tilak Ram Pun  
Campus Chief

## 1.1. Institutional Information

<b>Campus Name:</b>	Syarpu Multiple Campus
<b>Address:</b>	Banphikot Municipality-04, Rukum(West Part) Districts
<b>Contact No.:</b>	977-9767421020, 9851402400
<b>Email:</b>	<a href="mailto:info@Syarpucampus.edu.np">info@Syarpucampus.edu.np</a> ,
<b>Website/ URL:</b>	<a href="https://Syarpucampus.edu.np/">https://Syarpucampus.edu.np/</a>
<b>Chair person:</b>	Chandra Bahadur K.C.
<b>Contact Person:</b>	Tilak Pun
<b>Post:</b>	Campus chief
<b>Est. Date:</b>	2070
<b>Affiliation:</b>	Tribhuvan University
<b>Level:</b>	Master and Bachelor
<b>Program:</b>	Bachelor in Education, Master in Education
<b>Subjects:</b>	Education

Syarpu Multiple Campus, established in 2070 B.S., is located in Banphikot Municipality-04, Rukum(West Part) Districts, Nepal. Affiliated with Tribhuvan University, the campus offers both Bachelor's and Master's level programs in Education. The academic programs include Bachelor in Education (B.Ed.), and Master in Education (M.Ed.).

The campus is chaired by Chandra Bahadur K.C., with Tilak Pun serving as the Campus Chief. For more information, the campus can be contacted at +977 9767421020 or 9851402400, via email at [info@Syarpucampus.edu.np](mailto:info@Syarpucampus.edu.np), or through their website [www.Syarpucampus.edu.np](http://www.Syarpucampus.edu.np).

## 1.2. About Reports

This Completion Report is prepared after successfully completing the project for the “Design, Development, Installation, and Implementation of web-based Higher Education Management Information System (HEMIS) Software under the UGC directives for Digitalization of higher education as per the notice of Guideline of UGC. The UGC has set a goal to establish and implement a centralized, Integrated, comprehensive, web based Higher Education Management Information System (HEMIS) for the University Grants Commission (UGC) via University and their affiliated campuses. The system's architecture is envisioned to centralize and streamline data from affiliated campuses, enabling UGC to determine and allocate grants more efficiently.

The HEMIS Software is a user-friendly, multithreading, multiuser, comprehensive, dynamic, scalable, visually appealing, interoperable, and secure web-based software applications under the latest platform of ICT. After input the data of the concerned sectors of the higher education like as student's enrollment, Teaching staff, Non-teaching staff, upgrade, graduation by any campuses in particular academic years by gender, faculty, level, and so on to manage digital records and carry out informed decisions with the help of this system. The existing HEMIS is designed, developed, installation and implemented as a reporting tool for the UGC and others authorities to take the decision and resource allocation for the back-stopping.

## Section 2: Campus level, Program, Faculty



*Tilak Ram Pun*  
Tilak Ram Pun  
Campus Chief

## 2.1. Academic Programs

Syarpu Multiple Campus currently offers academic programs that align with the interests and career aspirations of students, with the Bachelor in Education (B.Ed) and Master in Education(M.Ed) program in operation. This program is structured to provide both strong theoretical foundations and practical skills in the field of business.

The figure below highlights the levels, faculties, and programs available at the campus. At present, the campus operates under the Faculty of Education, offering the Bachelor's in Education and Master's in Education program. The system is also designed to accommodate the addition of new faculties and programs in the future.

S.No.	Program Name	Level	Faculty
1.	Bachelor in Education	Bachelor	Education
2.	Master in Education	Master	Education

*Table 1: Level, Faculty and Programs*



*Tilak Ram Pun*  
Campus Chief

### Section 3: Student Enrolment



*Tilak Ram Pun*  
Tilak Ram Pun  
Campus Chief

### 3.1. Student Enrolment

In Syarpu Multiple Campus, there are total of 422 students are enrolled, including 274 females and 148 males. The details reports of the student enrollments has been showing in the subtopics of the reports.

#### 3.1.1. Student Enrollment/Registration Detail

Student Enrollment/Registration Detail Report By F.Y/Batch: Name (Full), Roll No, District, Local Level, ethnicity, Gender, Age, Batch Year, Faculty, Level, and Program etc.

S.No	Full Name	Gender	Admission	Roll No	Program	Year/Semester	Actions
1	PREMKALA GHARTI MAGAR	female	2081	—	B Ed	First Year	⋮
2	NIRMALA null BK	female	2079	—	M. Ed	Fourth Semester	⋮
3	LAL BAHADUR OLI	male	2079	—	M. Ed	Fourth Semester	⋮
4	ANITA null PUN	female	2079	—	M. Ed	Fourth Semester	⋮
5	GITA null RAWAL	female	2078	—	B. Ed	Third Year	⋮
6	SUNITA null SHAHI MALLA	female	2079	—	M. Ed	Fourth Semester	⋮
7	SUMITRA null DAHAL	female	2079	—	M. Ed	Fourth Semester	⋮
8	SHUSHILA null PUN	female	2079	—	M. Ed	First Semester	⋮
9	KALPANA null DEVKOTA	female	2080	—	M. Ed	First Semester	⋮
10	DHANJIT null PUN MAGAR	male	2080	—	M. Ed	First Semester	⋮
11	MUGA null MALLA	female	2080	—	M. Ed	First Semester	⋮
12	KOPILA null GURUNG	female	2080	—	M. Ed	First Semester	⋮

Figure 1: Students enrollment details

The HEMIS system provides an opportunity to input data for the actual enrollment of students at the campus. The table above displays details such as Full Name, Gender, Ethnicity, Date of Birth, Batch Year, Semester/Year, Roll Number, University Registration Number, Phone Number, Level, Faculty, Program, and more.

#### 3.1.2. Students by Faculty and gender

In Syarpu Multiple Campus currently serves a total of 422 students, with a notable majority of female students, reflecting the campus's commitment to inclusive higher education. Operating under the Faculty of Education, the campus offers the Bachelor in Education (B.Ed) program, with 264 female and 140 male students and in Master in Education (M.Ed) program with 10 female and 8 male enrolled. The program is designed to provide both foundational knowledge and practical skills in business and management practices.



Tilak Ram Pun  
Campus Chief

S.No.	Campus Name	Level	Faculty	Program	Gender			
					Male	Female	Other	Total
1	Syarpur Multiple Campus	Bachelor	Education	Bachelor in Education	140	264	0	404
2	Syarpur Multiple Campus	Master	Education	Master in Education	8	10	0	18

Table 2: Total no of students by Faculty and gender

### 3.1.3. Students by Faculty and ethnicity

In terms of ethnicity, Chhetri students represent the largest group with 209 students, followed by Janajati (52), Brahman(46), Dalit (27), Others (10), Tharu (0), Chhetri 0), Madhesi (1), and Muslim (0). The data highlights a notable gender imbalance and ethnic diversity across both programs.

S.No	Program Name	Level	Faculty	Gender					Ethnicity								
				Male	Female	others	GPI	Total	Brahman	Dalit	Muslim	Tharu	Janajati	Others	Madhesi	Chhetri	Total
1	Bachelor in Education	Bachelor	Education	114	224	0	1.96	338	45	27	0	0	50	10	1	205	338
2	Master in Education	Master	Education	4	3	0	0.75	7	1	0	0	0	2	0	0	4	7
Grand Total				118	227	0	1.92	345	46	27	0	0	52	10	1	209	345

Table 3: Total no of students by Faculty and ethnicity

### 3.1.4. Program-Wise Enrollment

A total of 422 students are enrolled across Bachelor and Master's level programs.

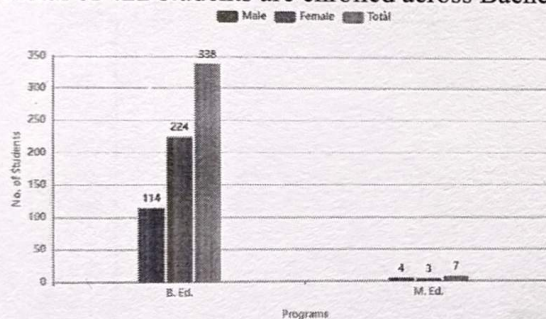


Figure 2: Total no of students by Program and Gender

The above bar graph presents the male, female, and total students enrolled in B.Ed academic programs where, there are 114 male students and 224 female students altogether 338 students while, there are 8 male students and 10 female students altogether 18 students in M.Ed.



Tilak Ram Pun  
Campus Chief

### 3.1.5. Students by Program, ethnicity, and gender

Syarpu Campus has a total of **422 students** enrolled across two programs: **Bachelor in Education (B.Ed.)** and **Master in Education (M.Ed.)**. Among them, **146 are male** and **272 are female**, with no students identifying as other genders.

The student body reflects a diverse ethnic composition. The largest groups are from the **Chhetri (246)** and **Others (10)** categories, followed by **Brahman (63)**. Smaller representations include **Madhesi (1)**, and **Dalit (36)**. Notably, there are no students categorized under **Tharu, Muslim** in the current

S.No.	Campus Name	Level	Faculty	Program	Gender				EDG	Caste Ethnicity						
					Male	Female	Other	Total		Brahman	Chhetri	Madhesi	Dalit	Tharu	Jamajati	Others
1	Syarpu Multiple Campus	Bachelor	Education	Bachelor in Education	140	261	0	401	0	62	205	1	34	0	59	59
2	Syarpu Multiple Campus	Master	Education	Master in Education	8	10	0	18	0	1	11	0	2	0	4	0

Table 4: Total no of students by Program, ethnicity, and gender

### 3.1.6. Faculty-wise Enrollment

The campus currently operates under the Education faculty. The bar chart below illustrates the number of students enrolled in this faculty, categorized by gender (male and female), along with the total student count. Currently, there are 227 female and 118 male students enrolled in the B.Ed. and M.Ed. program under the Education faculty.

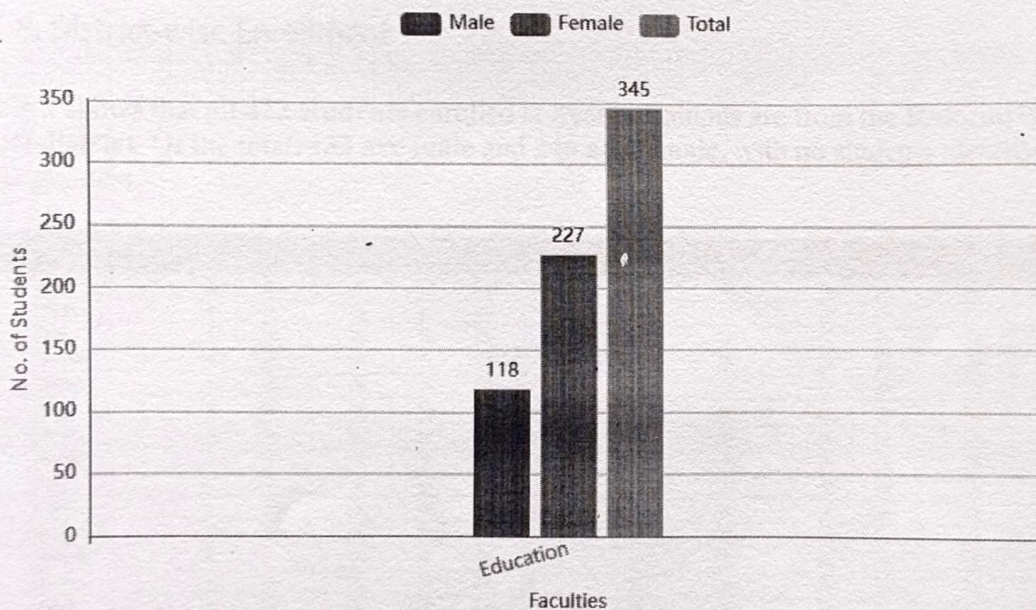


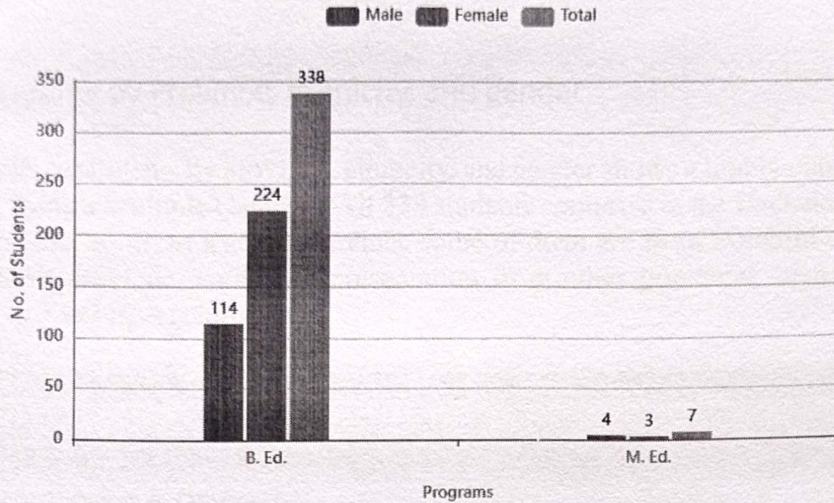
Figure 3: Total No. of students by faculty-wise enrollment



Tilak Ram Pun  
Campus Chief

### 3.1.7. Students by level and Gender

Syarpur Multiple Campus currently offers a Bachelor's and Master's level program and exclusively under the Education faculty. At Bachelor's level, there are 224 male and 224 female students, totaling 338 students and At Master's level there are 4 male and 3 female students, totaling 7 students. The number of female students significantly exceeds that of male students.



### 3.1.8. District-wise Enrollment

Table 5 shows that all **422 students** enrolled at Syarpur Campus are from the **Rukum(West Part) district**. Of the total, **133 are male** and **246 are female**, with no students identifying as other genders.

S.No.	District	Gender			Total	FDI	Caste Ethnicity								
		Male	Female	Other			Brahman	Chhetri	Madhesi	Dalit	Muslim	Tharu	Janaajati	Others	
1	Banks	1	3	0	4	0	0	4	0	0	0	0	0	0	0
2	Dalekn	0	1	0	1	0	0	0	0	0	0	0	0	1	0
3	Dang	1	1	0	2	0	1	1	0	0	0	0	0	0	0
4	Darchula	0	1	0	1	0	1	0	0	0	0	0	0	0	0
5	Dhanusa	1	0	0	1	0	0	0	0	0	0	0	0	0	1
6	Dolpa	1	1	0	2	0	0	2	0	0	0	0	0	0	0
7	Jajarkot	1	2	0	3	0	1	0	0	1	0	0	1	0	0
8	Mahottari	1	0	0	1	0	0	0	1	0	0	0	0	0	0
9	Rupak	2	3	0	5	0	0	4	0	0	0	0	0	1	0
10	Rukum (East)	6	10	0	16	0	0	5	0	2	0	0	0	9	0
11	Rukum (West)	133	246	0	351	0	59	200	0	53	0	0	50	0	0
12	Rupendehi	0	1	0	1	0	0	0	0	0	0	0	1	0	0
13	Salyan	0	3	0	3	0	0	3	0	0	0	0	0	0	0
14	Surkhet	1	0	0	1	0	1	0	0	0	0	0	0	0	0

Table 5: Total no of students by District, ethnicity, and gender



Tilak Ram Pun  
Campus Chief

The table shows the distribution of 422 students enrolled at Syarpu multiple Campus by district, gender, and ethnicity. Of the total students, 148 are male and 274 are female, with no students identifying as other genders. A majority of students, 381 in total, come from Rukum (West), followed by 16 students from Rukum (East), with smaller numbers from Dang(2), Jajarkot(3), Banke(4), dailekha(1), Rolpa(5), Salyan(3), and Surkhet(1). In terms of ethnicity, the largest group is Chhetri with 149 students, followed by Janajati (68), Dalit (46), and Brahman (25). There are only two Madhesi students, and no students categorized under Muslim or Others. Additionally, only two student belongs to the Tharu community.

### 3.1.9. Students by Province, ethnicity, and gender

The analysis of students by province, ethnicity, and gender shows a highly concentrated enrollment pattern at Syarpu Multiple Campus . All 338 students comprise in the Bachelor in Education. Most of the students are from Karnali Province some of them are from Lumbini and only one student from madesh province, with no representation from other provinces such as Koshi, Bagmati, Gandaki, and sudurpasgchim.

S No	Program	Koshi	Madhesa	Bagmati	Gandaki	Lumbini	Karnali	Sudurpaschim	Total
1	Bachelor in Education	0	2	0	0	23	312	1	338
2	Master in Education	0	0	0	0	0	7	0	7
	<b>Grand Total</b>	0	2	0	0	23	319	1	345

Table 6: Total no of students by Province



Tilak Ram Pun  
Campus Chief

## Section 4: Pass Rate



  
Tilak Ram Pun  
Campus Chief

#### 4.1. Student Appeared in exam and Pass Rate

The table shows the exam results for the Bachelor in Education program. Out of 80 students who appeared for the exam, only 11 students passed. Among the male students, 31 appeared and 4 passed, while among the female students, 49 appeared and 7 passed. No students identifying as other genders appeared for the exam.

S No.	Program	Total Appeared students in Exam				Total passed Students				Pass Percent (%)			
		Male	Female	Others	Total	Male	Female	Others	Total	Male	Female	Others	Total
1	Bachelor In Education	31	49	0	80	4	7	0	11	12.90	14.29	0.00	13.75
2	Master In Education	0	0	0	0	0	0	0	0	0.00	0.00	0.00	0.00
	Grand Total	31	49	0	80	4	7	0	11	12.90	14.29	0.00	13.75

Table 7: Students pass rate by program



*Tilak Ram Pun*  
**Tilak Ram Pun**  
 Campus Chief

## Section 5: Graduate Information



*Tilak Ram Pun*  
Tilak Ram Pun  
Campus Chief

## 5.1. Student Graduated Information

The report shows the Graduate information of the campus. How many students got the graduation from the Campus from its functional operation of the HEMIS in the campus. There are tabulated reports related with graduation information. There are Number of Graduated Students by Gender and Number of Graduated Students by Ethnicity in the HEMIS.

### 5.1.1. Number of Graduated Students by Gender

The Bachelor in Education program has a total enrollment of 6 students, comprising 5 male students and 1 female students. There are currently no students identifying as other genders in the program.

S No	Program	Gender			Total
		Male	Female	Other	
1	Bachelor in Education	5	1	0	6
	Grand Total	5	1	0	6

Table 8: No. of graduated students by Gender

### 5.1.2. Number of Graduated Students by Ethnicity

The table show cases the ethnic diversity among students enrolled in the Bachelor in Education program. Out of a total of 6 students, the largest group is Chhetri, with 3 students, followed by Janajati with 2 students. There is 1 student from the Brahman ethnic group community. No students represent Dalit, Muslim, Madhesi, or Tharu groups in the program.

S.No	Program	Ethnicity							Total
		Chhetri	Brahman	Janajati	Muslim	Madhesi	Dalit	Tharu	
1	Bachelor in Education	3	1	2	0	0	0	0	6
	Grand Total	3	1	2	0	0	0	0	6

Table 9: Total no of graduated Students by Faculty, program, gender and Caste Ethnicity

## 5.2. Drop out

This section presents a summary of student dropouts by gender and ethnicity for a specific fiscal year within a particular program. Dropout students are those who discontinued their studies by leaving the campus and did not appear for their exams during the specified year.

### 5.2.1. Number of Drop-out Students by Faculty and Level

The table summarizes the dropout students in the Bachelor in Education program, categorized by gender. During the observed period, a total of 9 students dropped out of the program, among them, 5 were male and 4 were female. There were no dropouts among male students or those of



Tilak Ram Pun  
Campus Chief

other genders. This data highlights a gender-specific trend in student dropouts within the program during the specified timeframe.

S.No	Program	Gender			
		Male	Female	Other	Total
1	Bachelor in Education	5	4	0	9
	Grand Total	5	4	0	9

### 5.2.2. Number of Drop-out Students by Ethnicity

The table highlights the number of dropout students by ethnicity in the Bachelor in Education program. Out of a total of 9 dropout students, 4 are from the Chhetri community, 3 are from the Brahman community and 2 from the Dalit community. No students from Janajati, Muslim, Madhesi, or Tharu ethnic groups are reported as dropouts. This data reflects a concentration of dropouts among students belonging to Chhetri and Brahman backgrounds. Let me know if you need further analysis or insights!

S.No	Program	Ethnicity							Total
		Chhetri	Brahman	Janajati	Muslim	Madhesi	Dalit	Tharu	
1	Bachelor in Education	4	3	0	0	0	2	0	9
	Grand Total	4	3	0	0	0	2	0	9



*Tilak Ram*  
**Tilak Ram**  
 Campus Chief

## Section 6: Gender Parity Index (GPI)



  
Tilak Ram Pun  
Campus Chief

## 6.1. Gender Parity Index

The **Gender Parity Index (GPI)** is a statistical measure used to assess the relative access and participation of males and females in a particular educational context. Typically, it is expressed as a ratio:

The Formula for GPI is as below :

$$\text{GPI} = \frac{\text{(Number of females enrolled or attaining a certain level)}}{\text{(Number of males enrolled or attaining that same level)}}$$

A GPI value close to **1.0** indicates parity between genders, whereas values below or above 1.0 suggest disparities:

GPI helps in understanding whether policies are successfully addressing gender imbalances. Data-driven insights from GPI can guide targeted interventions, such as scholarships, support programs, and outreach efforts. Educational authorities use GPI to monitor progress towards gender equality goals and to set benchmarks for improvements.

- Enrollment Data:** Gather enrollment figures by gender for each program, course, or department.
- Academic Records:** Collect performance metrics such as graduation rates and academic outcomes, segmented by gender.
- Ancillary Data:** Include related data such as dropout rates, continuation rates, faculty support statistics, and even post-graduation employment data if available.

## 6.2. Overall GPI in Enrollment Record

S.No	Level	Gender			GPI	Total
		Male	Female	Other		
1	Bachelor	114	224	0	1.96	338
2	Master	4	3	0	0.75	7
Grand Total		118	227	0	1.92	345

Using the formula for the Gender Parity Index:



Tilak Ram Pun  
Campus Chief

Using the formula for the Gender Parity Index:

$$\text{Overall GPI} = \frac{\text{Total Female Enrollment}}{\text{Total Male Enrollment}}$$

Substitute the overall totals:

$$\text{Overall GPI} = \frac{182}{62} \approx 2.94$$

A GPI of 2.94 shows that the campus has a significantly higher proportion of female students compared to male students. In other words, nearly three female students are enrolled for every one male student.



  
Tilak Rām Pun  
Campus Chief

## Section 7: Public Financing



*Tilak Ram Pun*  
Tilak Ram Pun  
Campus Chief

## 7.1. Income and Expenses

Income & Expenditure Entry List					
S.No	Head Name	F.Y	Date of Entry	Amount	Remarks
1	Students Fee	2082/083	12/13/2081	Rs. 123000	Dhan
Total Amount:				123000	



*Tilak Ram Pun*  
Tilak Ram Pun  
Campus Chief

## Section 8: Teachers and Staff



*Tilak Ram Pun*  
Tilak Ram Pun  
Campus Chief

## 8.1. Teaching and Non-Teaching Staff

Syarpu Multiple Campus has a total of 14 staff, including teaching and Non-teaching staff. The Non-teaching staff is categorized by Technical staff and Administrative staff. The report shows the staff record from different perspectives of the reporting as Gender, Qualification, Ethnicity, joining type, Post, Categories, and etc.

### 8.1.1. Teaching Staff

All the teaching staffs detail of our campus is presented in the table below. The teaching members' details are summarized by the post, joining type, and gender

#### 8.1.1.1. Total no of Teachers by ethnicity and gender

Out of a total of 14 teachers, **male teachers dominate with 1 individuals**, while only **2 are female**, and there is **no representation of other gender identities**. In terms of ethnicity, **Brahmans represent the largest group with 7 teachers**, followed by **Chhetris with 3**, **Tharus with 2**, and **Others with just 1**. Most Brahman teachers are employed under contract and part-time positions, whereas Chhetris and Tharus are primarily in contract and part-time roles, with no permanent or temporary placements.

Post	Permanent				Temporary				Contract				Part-Time				Grand Total
	Male	Female	Other	Total	Male	Female	Other	Total	Male	Female	Other	Total	Male	Female	Other	Total	
Lecturer	0	0	0	0	2	0	0	2	0	0	0	0	2	0	0	2	4
Asst. Lecturer	0	0	0	0	1	0	0	1	0	0	0	0	0	0	0	0	1
Teaching Assistant	0	0	0	0	0	0	0	0	0	0	0	0	7	0	0	7	7

Ethnicity	Permanent				Temporary				Contract				Part-Time				Grand Total
	Male	Female	Other	Total	Male	Female	Other	Total	Male	Female	Other	Total	Male	Female	Other	Total	
Brahman	0	0	0	0	1	0	0	1	0	0	0	0	0	0	0	0	1
Chhetri	0	0	0	0	1	0	0	1	0	0	0	0	0	0	0	0	10
Janajati	0	0	0	0	1	0	0	1	0	0	0	0	0	0	0	0	1

Table 10: Total no of Teachers by ethnicity and gender

#### 8.1.1.2. Total no of Teachers and Staff by position, Job Type and gender

The institution employs a total of 12 teaching staff across various job types and positions. Among them, there are 2 permanent male lecturers. There are no temporary staff in any category. Under contract positions, there are 7 males and 0 female serving as Assistant Lecturers/Teaching Assistants, along with 1 male lecturer. Additionally, part-time roles include 3 males and 0 female Assistant Lecturer/Teaching Assistant. No other genders are represented in the data. Overall, the teaching staff comprises 12 males and no females.



Tilak Ram Pun  
Campus Chief

S.No	Position	Male	Female	Others	Total
1	Lecturer	4	0	0	4
2	Asst. Lecturer	1	0	0	1
3	Teaching Assistant	7	0	0	7
	Total	12	0	0	12

Table 11: Total no of Teachers and Staff by position, Job Type and gender

### 8.1.1.3. Teaching Staff according to their qualification

The below table shows the facts are as explained on it The table displays the academic qualifications of 12 teaching staff members across four faculties: Education, and Management/Education. All teachers hold a Master's degree, with no qualifications at the PGD, Bachelor's, MPhil, or PhD levels. The Education faculty has the highest number of Master's degree holders with 10 teachers, followed by Management/Education with 2 each, and Humanities. This indicates that all teaching staff are qualified at the Master's level, ensuring a consistent standard of education across faculties.

S.No	Level	Male	Female	Others	Total
1	MPhil	1	0	0	1
2	Master	10	0	0	10
3	Bachelor	1	0	0	1
	Grand Total	12	0	0	12

Table 12: Teaching staff according to their qualification

### 8.1.1.4. Summary of the teachers by their teaching faculty in the collage

The data in the table shows the distribution of teaching faculty across two departments: Education and Science. In the Education department, there are 11 male and no female teachers, totaling 12 faculty members. The Education Science department has 1 male teachers and no female or other gender representations, making a total of 4. Overall, there are 12 teachers in total—12 male and no female—with no individuals identified as other genders.

S.No.	Department	Male	Female	Others	Total Teachers
1	Faculty of Education	11	0	0	11
2	Science And Technology	1	0	0	1
	Total	12	0	0	12

Table 13: Teachers by their teaching faculty in the collage

### 8.1.1.5. Summary of Teachers according to their position

The table summarizes the teaching staff based on their positions. There are 4 Lecturers, all of whom are male. The position of Assistant Lecturer/Teaching Assistant includes 8 male and no



Tilak Ram Pun  
Campus Chief

female faculty members, making a total of 12. Altogether, the institution has 12 teaching staff members—12 male and no female—with no representation from other gender categories.

S No.	Position	Male	Female	Others	Total
1	Lecturer	4	0	0	4
2	Asst. Lecturer	1	0	0	1
3	Teaching Assistant	7	0	0	7
	<b>Total</b>	<b>12</b>	<b>0</b>	<b>0</b>	<b>12</b>

Table 14: Teachers according to their position

### 8.1.1.6. Teachers by Departments

The summary shows the distribution of teachers across two departments. The Department of Education has a total of 12 teachers, including 12 male and no female faculty members.

S No.	Department	Male	Female	Others	Total Teachers
1	Faculty of Education	12	0	0	12
2	Science And Technology	1	0	0	1
	<b>Total</b>	<b>12</b>	<b>0</b>	<b>0</b>	<b>12</b>

Table 15: Teachers by Departments

### 8.1.2. Non-teaching Staff

#### 8.1.2.1. Non-teaching staffs according to their position

The summary of non-teaching staff at Syarpu Campus shows a total of 2 members. There is 1 female Office Assistant, while the roles of "Other" and Assistant Accountant are held by 1 female staff. There is no representation from other gender categories.

S.No.	Position	Male	Female	Others	Total
1	Office Assistant	0	1		1
2	Other	0	0		0
3	Ass. Accountant	0	1		1
	<b>Total of Non-teaching staff</b>	<b>0</b>	<b>2</b>	<b>0</b>	<b>2</b>

Table 16: Non-teaching staffs according to their position



*Tilak Ram Pun*  
Tilak Ram Pun  
Campus Chief

### 8.1.2.2. Non-teaching staffs by Section

The given table presents the distribution of non-teaching staff at Syarpu Campus, revealing a total of three personnel across different administrative roles. Specifically, there is one Office Assistant, one Assistant Accountant, and one staff member.

S.No.	Position	Total
1	Office Assistant	1
2	Other	0
3	Ass. Accountant	1
<b>Total No. of Non-teaching staff</b>		<b>2</b>

Table 17: Non-teaching staffs by Section

### 8.1.2.3. Total no of Non-teaching Staff by ethnicity and gender

The below given Table illustrates the composition of non-teaching staff at Syarpu Campus based on ethnicity, gender, and employment type. The data shows that all three non-teaching staff members are employed on a contract basis, with no permanent, temporary, or part-time staff recorded. Among them, two individuals belong to the Chhetri ethnic group—comprising no male and two female. There are no staff members identified under the "Others" category across any employment type or gender. This data reflects a small, contract-based non-teaching workforce with limited ethnic and gender diversity.

S. N	Ethnicity	Permanent				Temporary				Contract				Part-Time				Grand Total
		Male	Female	Others	Total	Male	Female	Others	Total	Male	Female	Others	Total	Male	Female	Others	Total	
1	Chhetri	0	0	0	0	0	0	0	0	0	2	0	2	0	0	0	0	2
<b>Total of Non-teaching staff</b>		<b>0</b>	<b>0</b>	<b>0</b>	<b>0</b>	<b>0</b>	<b>0</b>	<b>0</b>	<b>0</b>	<b>0</b>	<b>2</b>	<b>0</b>	<b>2</b>	<b>0</b>	<b>0</b>	<b>0</b>	<b>0</b>	<b>2</b>

Table 18: Total no. of Non-teaching Staff by ethnicity and gender



*Tilak Ram Pun*  
Campus Chief

#### 8.1.2.4. Total no. of Non-teaching Staff by position, Job Type and gender

There are 2 Non-teaching staffs in the Syarpu Campus. Table 19 presents the distribution of non-teaching staff by position, job type, and gender.

Table 19: Total no. of Non-teaching Staff by position, Job Type and gender

No.	Permanent				Temporary				Contract				Part-Time				Grand Total
	Male	Female	Others	Total	Male	Female	Others	Total	Male	Female	Others	Total	Male	Female	Others	Total	
Office Assistant	0	0	0	0	0	0	0	0	0	1	0	1	0	0	0	0	1
Other	0	0	0	0	0	0	0	0	0	0	0	0	0	0	0	0	0
Ass. Accountant	0	0	0	0	0	0	0	0	0	1	0	1	0	0	0	0	1
<b>Total</b>	<b>0</b>	<b>0</b>	<b>0</b>	<b>0</b>	<b>0</b>	<b>0</b>	<b>0</b>	<b>0</b>	<b>1</b>	<b>2</b>	<b>0</b>	<b>2</b>	<b>0</b>	<b>0</b>	<b>0</b>	<b>0</b>	<b>2</b>

Sources: HEMIS 2081/082

It shows that there are no permanent, temporary, or part-time non-teaching staff members across any gender categories. All three staff members—one Office Assistant, one in the "Other" category, and one Assistant Accountant—are employed on a contract basis, with two being female and one male. This brings the total number of non-teaching staff to three, all under contract employment.



*Tilak Ram Pun*  
Tilak Ram Pun  
Campus Chief

**Section-9: Student-Teacher Ratios**



*Tilak Rām Pun*  
**Tilak Rām Pun**  
**Campus Chief**

## 9.1. About Student-Teacher Ratios

The **student-teacher ratio** is a metric used to measure the number of students assigned to each teacher in a college. It gives an idea of the average class size and how much individual attention a student might receive. Lower ratios usually indicate smaller class sizes, allowing for more personalized instruction and Higher ratios might suggest crowded classrooms, which can impact learning quality. The standard formula of the student-teacher ratio is as below:

$$\text{Student-Teacher Ratio} = \frac{\text{Number of Students}}{\text{Number of Teachers}}$$

The student-teacher ratio is a key indicator that reflects the level of attention and support students may receive in an educational setting.

### 9.1.1. Student-Teacher Ratios in the Campus

The table provides information about the Faculty of Education, detailing the number of teachers, students, and the student-to-teacher ratio. There are 12 teachers in total within the faculty. The number of students is 346, resulting in a calculated student-to-teacher ratio of 14.38. This data offers a snapshot of the faculty's capacity and highlights the balance between teaching staff and students in the Management program.

Table 20: Student-Teacher Ratios in the Campus

S.No	Faculty	Gender			Total	Total Students	STR (Student / Teacher)
		Male	Female	Others			
1	Humanities & Social Science	0	0	0	0	0	0.00
2	Management	0	0	0	0	0	0.00
3	Science and Technology	0	0	0	0	0	0.00
4	Education	12	0	0	12	345	28.75
5	Agriculture Science	0	0	0	0	0	0.00
6	Education	12	0	0	12	0	0.00
7	Engineering	0	0	0	0	0	0.00
8	Humanities and Social Sciences	0	0	0	0	0	0.00
9	Law	0	0	0	0	0	0.00
10	Management	0	0	0	0	0	0.00
11	Science and Technology	0	0	0	0	0	0.00
12	Health Sciences	0	0	0	0	0	0.00
13	Natural Resource Management	0	0	0	0	0	0.00
	<b>Grand Total</b>	<b>24</b>	<b>0</b>	<b>0</b>	<b>24</b>	<b>346</b>	<b>14.38</b>

Sources: HEMIS 2082/083



Tilak Ram Pun  
Campus Chief

## Section-10: Recent Trends (Enrollment, Graduates, Pass Rates and Financing)



*Tilak Ram Paudel*  
Campus Chief

### 10.1. Student Enrollment Trends

The student enrollment trend at Rukumeli Campus from fiscal year 2078/079 to 2082/083 shows a general decline followed by a slight recovery. The line graph shows the number of students (male, female, and total) across fiscal years 2078/079 to 2082/083. The total students increased significantly from 72 in 2078/079 to 118 in 2082/083. Female students initially grew from 22 to 19 in 2078/079 but later dropped to 36, while male students consistently grew from 50 in 2078/079 to 52 in 2082/083. This illustrates growth and changing gender dynamics over the years.

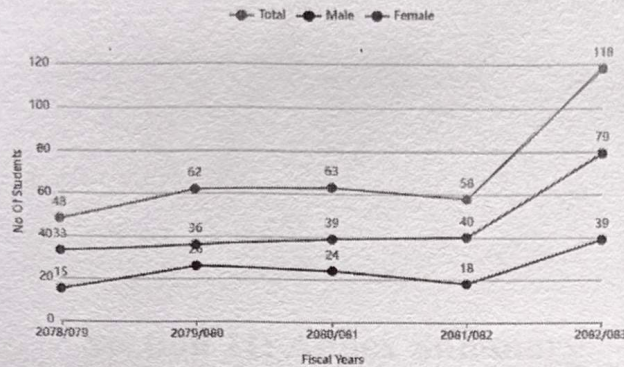


Figure 4: Student Enrollment Trends since 2078/079- 2082/083

### 10.2. Student Graduates Trends

The below line graph titled "Student Graduation Trend From 2077/078 to 2081/082" illustrates the number of graduates over five fiscal years, categorized by gender. In 2077/078, no students graduated, while 2078/079 recorded 11 graduates, comprising 3 males and 8 females. Graduation numbers dropped to zero in 2079/080 and then increased slightly to 5 in 2080/081, with 4 males and 1 female graduating. By 2082/083, only 1 male student graduated, and there were no female graduates. The graph highlights fluctuating trends in graduation rates and gender representation during this period.

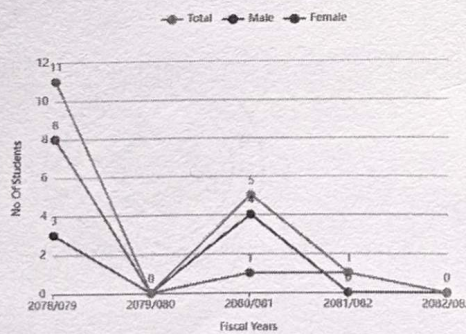


Figure 5: Graduation trends

Tilak Ram Pun  
Campus Chief



## Section 11: Annex Summary



सिद्धि  
Tilak Ram Pun  
Campus Chief

### 11.1. Enrollment by Level, Faculty, Program, Gender and caste ethnicity

the below table provides a detailed summary of students at Rukumeli Campus, categorized by gender, economic background, and caste/ethnicity. The campus has 345 students in total, with 118 males and 227 females. Among them, no student belong to the Economically Disadvantaged Group (EDG). Regarding caste/ethnicity distribution, the largest group is Chhetri with 209 students, followed by Janajati with 52, and Dalit with 27. Smaller groups include Brahman (46), Madhesi (1), and Tharu (0), with no representation under Muslim or "Others." This data highlights the campus's demographic composition and diversity.

S.No	Program Name	Level	Faculty	Gender					Ethnicity								
				Male	Female	others	GPI	Total	Brahman	Dalit	Muslim	Tharu	Janajati	Others	Madhesi	Chhetri	Total
1	Bachelor in Education	Bachelor	Education	114	224	0	1.06	338	46	27	0	0	50	10	1	205	338
2	Master in Education	Master	Education	4	3	0	0.75	7	1	0	0	0	2	0	0	4	7
<b>Grand Total</b>				<b>118</b>	<b>227</b>	<b>0</b>	<b>1.02</b>	<b>345</b>	<b>46</b>	<b>27</b>	<b>0</b>	<b>0</b>	<b>52</b>	<b>10</b>	<b>1</b>	<b>209</b>	<b>345</b>

### 11.2. Students Enrollment by Region (Mountain, Hill and Terai)

The Syarpu Campus HEMIS report indicates that all 345 enrolled bachelor-level students originate exclusively from the Terai region, with no representation from the Mountain or Hill regions

Table 21: Students Enrollment by Region (Mountain, Hill and Terai)

S.No	Program	Mountain				Hill				Terai				Total
		Male	Female	Other	Total	Male	Female	Other	Total	Male	Female	Other	Total	
1	Bachelor in Education	0	0	0	0	110	219	0	329	4	5	0	9	338
2	Master in Education	1	1	0	2	3	2	0	5	0	0	0	0	7
<b>Grand Total</b>		<b>1</b>	<b>1</b>	<b>0</b>	<b>2</b>	<b>113</b>	<b>221</b>	<b>0</b>	<b>334</b>	<b>4</b>	<b>5</b>	<b>0</b>	<b>9</b>	<b>345</b>

. This concentration may reflect the campus's geographical location and its accessibility to students from the Terai. Notably, female students constitute approximately 74.6% of the total enrollment, highlighting a significant gender disparity favoring female participation. This trend aligns with national data, where the Gender Parity Index (GPI) in higher education is 1.09, indicating higher female enrollment overall . The absence of students from the Mountain and Hill regions underscores the need for targeted outreach and support programs to enhance regional diversity and inclusivity in higher education.



*Tilak Rām Pun*  
Campus Chief

## Executive Summary

Syarpur Multiple Campus was established in 2070 B.S. and is situated at Banphikot rural Municipality-04, in Rukum (West) District, Nepal. It is affiliated with Tribhuvan University and currently offers a program in Bachelor's in Education (B.Ed), Master's in Education (M.Ed).

The campus is led by Chairperson Chandra Bahadur K.C., with Prof. Tilak Pun serving as the Campus Chief. For more information, you can reach the campus by calling 984-3985949, via email at [syarpumc2069@gmail.com](mailto:syarpumc2069@gmail.com), or visiting their website at <https://syarpumultiplecampus.edu.np>.

**Syarpur Multiple Campus** focusing on the accurate records of its valuable information and ensuring its timely dissemination to relevant stakeholders. To make the information will be availability and usable when needed, the **Higher Education Management Information System (HEMIS)** unit oversees records related to all Faculty, Level, Programs, Subjects, Students enrollment, Graduation, Dropouts, Pass Rates as well as the employment, Account, Infrastructure, and Examination sections. It systematically manages data concerning students' personal information, enrollment, library usage, and examination details. Additionally, it maintains records of the campus's infrastructure, land, equipment, and other assets. While data management activities were previously handled manually, the adoption of **EMIS software** has significantly enhanced the efficiency of data processing, storage, analysis, and dissemination of educational management information.

The Higher Education Management Information System (HEMIS) is a centralized, integrated, web-based platform developed for the University Grants Commission (UGC). It is designed to streamline and digitalize the management of higher education activities across institutions. HEMIS provides real-time data reporting and robust data management tools, enabling efficient oversight of student enrollment, academic programs, faculty, infrastructure, and other key resources. By automating routine processes, HEMIS supports both UGC and Higher Education Institutions (HEIs) in making informed decisions and improving operational effectiveness in the higher education sector.

There are 11 Section in the reports comprising Introduction (Organization of the Report, Methodology, Scope and Limitations) in a section 1 and section 2 reports the Programs, Faculties and Departments (Academic Programs, Faculties and Departments, Subject) of the campus. Section 3 display the report of Student Enrollment (Program-Wise Enrollment, Department-wise Enrollment, Faculty-wise Enrollment, Level-wise Enrollment, District-wise



*Tilak Pun*  
**Tilak Ram Pun**  
Campus Chief

Enrollment), and section 4 analyze the reports of Examination and Result Analysis, Pass Rate, Section 5 has Graduate Information (Number of Graduated Students by Gender and Number of Graduated Students by Ethnicity), Drop out (Number of Drop-out Students by Faculty and Level and Number of Drop-out Students by Ethnicity). Section 6 has analyzed Gender Parity Index (Overall GPI, Program-wise GPI, Faculty-wise GPI, Department-wise GPI). Section 7 explain the Public Financing (Account Financial Aspects and Assets, Fixed assets, Income and Expenses, Payroll Management. Section 8 has briefly display the Employment Status (Teaching and Non-Teaching Staff and Non-teaching staff ). Section 9 has explain the reports of Student-Teacher Ratios, section 10 expose the reports of and section 11 reports the Annex Summary Enrollment by Level, Faculty, Program, Gender, and caste ethnicity.

the details of Students Management, Employee Management, Dashboard, Infrastructure Management, Graduation Management, Receipt Management, Setup, Exam Management, Drop out Management, Account Management, Payroll Management, Program Management, Pass rate Management with in the HEMIS web based System

- Students Enrollment (General Information, Previous Academic information, Permanent and Temporary Address, Program registration etc.) to manage the information of the students in the HEMIS for the purpose of digitalization process in the higher education.
- Employee records comprises the data for Employee categories, General Information, Academic information, Contact Address (Permanent and Temporary) , Joining types, post, position., level, job nature etc. in the system to make information and analyze the data.
- Sector wise data-base report of the campus

#### Summary Reports for students

1. Summary of student enrollment in each program.
2. Summary of student enrollment in each faculty and level.
3. Genderwise student enrollment in different programs based on ecological belt.
4. Students pass Rate by program
5. Student enrollment by age group

#### Summary Report for Graduated and Drop-out Students

1. Number of Graduated students by Gender.
2. Number of Graduated students by Ethnicity.
3. Number of Drop-out students by Faculty and Level.
4. Number of Drop-out students by Ethnicity.



*Tilak Ram Pun*  
Tilak Ram Pun  
Campus Chief

### Summary Report for Teacher

1. Summary of Teachers according to their qualification.
2. Summary of TEachers by their Teaching faculty in the Collage
3. Summary of the Teachers according to their position.
4. Summary of Teachers by Departments

### Summary Report for Non-Teaching Staffs

1. Summary of Non-teaching staffs according to their position.
2. Summary of Non-teaching staffs by section



### HEMIS Report Structure

Finally, The Syarpu Campus prepared the HEMIS report structure including following indicator-based summary table explanation and dashboard based figure report.

- Student Enrollment/Registration Detail Report By F.Y/Batch: Name (Full), Roll No, District, Local Level, ethnicity, Gender, Age, Batch Year, Faculty, Level, and Program etc.
- Total no of students by Faculty and gender
- Total no of students by Faculty and ethnicity
- Total no of students by level and Gender
- Total no of students by Program and Gender
- Total no of students by Program, ethnicity and gender
- Total no of students by District, ethnicity and gender
- Total no of students by Province, ethnicity and gender
- Total no of students by Faculty, level, Program and Local Level/Municipality
- Total no of graduated Students by Faculty, program, gender and Caste Ethnicity
- Student Pass Rates (%) by level, Faculty and Gender
- Teachers and Staff Detail information by Name, position, Qualification, Job Type, and Appointment details.
- Total no of Teachers and Staff by ethnicity and gender
- Total no of Teachers and Staff by position, Job Type and gender
- Campus enrollment summary report by Level, Faculty, Program, Gender and caste ethnicity
- Total no of Dropout students by gender, program.



*Tilak Ram Pun*  
Tilak Ram Pun  
Campus Chief


Progress Report on Campus Digitalization Performance Grants Indicator: Strengthening Web-based HEMIS										
Under UGC NEHEP Extending Digitalization of Higher Education (DLI-6)										
					Date: 20.8.23-01.12.23					
Name of Campuses:		Syarpu Multiple Campus, Rukum (West)								
Address:		Banphikot Rural Municipality - ward No. - 4								
Website Address:		syarpumultiplecampus.edu.np								
HEMIS Link:		hemis.syarpumultiplecampus.edu.np/login								
Published HEMIS Report Digital Copy Link in Website										
<b>Indicator:</b>		<b>Strengthening Web-based HEMIS :</b>								
<b>Activities: Campus HEMIS establishment with online Data Entry and Reporting as UGC suggested Format:</b>									<b>Status</b>	
Has Campus established dynamic full functional website and kept link of HEMIS other useful software in website:									(Y)	
Has Campus established web based HEMIS software as UGC suggested Technology, Structure and Guidelines:									(Y)	
Campus HEMIS has standard online Data entry, report structure and compatible software system with UGC HEMIS:									(Y)	
Has Campus HEMIS integrated with University HEMIS to UGC HEMIS system including with provision of online data reporting automatically									(Y)	
Has Campus completed their recent academic data entry and generating executive reports through HEMIS system and campus HEMIS based online data reporting to University and UGC HEMIS									(Y)	
Has Campus their HEMIS login credential (Superadmin, Normal username, password etc)									(Y)	
Has Campus successfully prepared and published HEMIS report based on their HEMIS reporting module and kept in website									(Y)	
Has campus taken their official Website Domain, HEMIS Sub domain and Campus HEMIS hosted from Nepal Government Integrated Data Management Center (IDMC) Singhadarbar:									(Y)	
Does data on EMIS system at college matches with data at UGC HEMIS campus factsheet pushed through API (check validation from remote access tools like anydesk, ultraview etc)									(Y)	
<b>Necessary System and Documents Check List:</b>										
1. Cover Letter for Requesting Grants									Attached (Y/N)	(Y)
2. Campus Published HEMIS Report Digital Copy in Website and send to UGC email									(Y)	
3. Data reporting to University and UGC HEMIS.									(Y)	
<b>Prepared By:.....</b>					<b>Verified and Approved By:</b>					
IT/EMIS Staff					Campus Chief					
Name: Maba Raj Khanal					Name: Tilak Ram Pun					
Position: Assit. Campus chief					Position: campus chief					
Email: khanalrabaraj1992@gmail.com					Email: tilakpun543@gmail.com					
Mobile No.: 9840645747					Mobile No.: 9843985349					
Signature: 					Signature: 					
Campus Stamp										



  
Tilak Ram Pun  
Campus Chief

**Vendor Declaration form for HEMIS API integration**

College Name and Address: .....

S. No.	Particular	Status (Y/N)	Remarks
1	Dynamic Website & Software Links: Has the campus established a fully functional website with links to HEMIS and other useful software? (Y/N)	Y	
2	UGC-Compliant HEMIS: Has the campus developed HEMIS as per UGC guidelines, including the required modules with compulsory fields? (Y/N)	Y	
3	Centralized & Modular Structure: Developed with Integration, Scalability, and Interoperability as per UGC HEMIS guidelines? (Y/N)	Y	
4	Standardized data management: Has the campus developed HEMIS according to higher education academic regulatory frameworks? (Y/N)	Y	
5	Data Validation & Reporting: Ensured proper data field validation and complete data reporting as per UGC HEMIS guidelines (UGC EMIS Report)? (Y/N)	Y	
6	Real-Time Data Synchronization: Does the campus HEMIS have automatic real-time data synchronization with the University and UGC HEMIS? (Y/N)	Y	
7	Indicator-Based Reporting: Has the campus HEMIS developed with an executive reporting module as per UGC HEMIS guidelines, ensuring reported data matches the data in HEMIS?	Y	
8	campus's official domain (sub-domain) and deployed in the government Data Center database provided DoIT, IDMC, and Singhadurbar/ University Server/Government Authorize Organization? (Y/N)	Y	
<b>Prepared By:</b> Rokati Bahadur Basnet			
Company Name and Address: Debugsoft P. Ltd., Kuponhole, Lalitpur, Nepal			
Name of Application (if any): iHEMIS			
For Company			
Name : Suresh Basnet			
Designation : Executive Director			
Signature: .....			
Email: <a href="mailto:dibugsoft@gmail.com">dibugsoft@gmail.com</a>			
Mobile No.: +977-9851148425			
			



  
 Tink Ram Kun  
 Campus Chief



## UDIN Document

Fiscal Year: 2081/82

<b>Generated Date / Time:</b> 2025-12-15 13:27:48	<b>UDIN Number:</b> 251215RA02368Mf8Ua
<b>Member Name:</b> GOVINDA PRASAD TRIPATHI	<b>Date of Signing Document:</b> 2025-12-03
<b>Document Type:</b> Audit	<b>Audit Type:</b> Statutory Audit
<b>Office Type:</b> NPOs	<b>Office Name:</b> Sharpu Multipurpose Campus Banfikot
<b>Type of Audit Opinion:</b> Unqualified Opinion	
<b>Client PAN:</b> 201398308	

### Financial figures

S.N.	Heading	Value
1	Total Assets/Liabilities	NRs. 31,221,516.51
2	Gross Revenue / Turnover	NRs. 8,204,233.53
3	Gross Expenses	NRs. 6,409,726.60
4	Net Profit or Loss	NRs. 1,794,506.93

**Status:** Active Document

### Document Description:

The UDIN System has been developed by the Institute of Chartered Accountants of Nepal (ICAN) to facilitate its members for verification and certification of the documents and for securing documents and authenticity thereof by Authorities, Regulators and Stakeholders. However, ICAN assumes no responsibility of verification and certification of document(s) carried out by the Members and the concerned member(s) shall alone be responsible therefore.

To verify UDIN, please go to [www.udin.ican.org.np](http://www.udin.ican.org.np)

Print Date / Time: 2025-12-15 13:27:57



Tilak Ram Pun  
Campus Chief